



**GO ANYWHERE**



**2023**



# ***NOURISHED BY ALL-NATURAL***

The key to good living has always been a healthy diet. That's why we're big believers in making sure people take their recommended daily allowance of all-natural ingredients – dirt, mud, water, air, sand, slush, rocks, grass, trees and ice. All those organic elements on this big ol' ball called Earth that have a way of satisfying the body and the spirit. Especially from the seat of an ARGO® – purpose-built, world-tested, boundary-defying ATVs, SxSs, XTVs and UTVs. Because out there, it's a smorgasbord of sustenance just waiting. All you have to do is point toward a place that looks appetizing. Set it in motion. And be nourished by all-natural ingredients.



**SAND**



**DIRT**



# ***NATURAL INGREDIENTS.***

**WATER**

**MUCK**

## **SATISFYING THE AGE-OLD CRAVING TO GO.**

ARGO's parent company, ODG, has been making transmissions since 1962. ARGO has been fueled by ingenuity and forward thinking for over 55 years, building machines that defy limits. From the very beginning, it was clear these go-anywhere vehicles would handle the most grueling expeditions on the planet, evidenced by our Xtreme Terrain Vehicles (XTV), powered by ODG drivetrains, purpose-built to go where others can't. Many decades later, we offer a whole family of machines to help you consume a world overflowing with all-natural ingredients like mud, swamps, stumps, snow, bogs, rocks, lakes, grasslands and tundra. You're looking at it right here, the 2023 lineup of ARGO ATVs, SxSs, XTVs and UTVs. Hope you're hungry.



*XPLORER YOUTH SERIES*



*XPLORER XR SERIES*



*MAGNUM XF SERIES*



*FRONTIER SERIES*





AURORA SERIES



CONQUEST SERIES



CENTAUR XT





# ATV

## ***DIRT, SAND, ROCKS: DIETARY MINERALS THAT FEED THE SOUL.***

Beyond the front wheels, the scenery opens up in front of you like a menu full of mouth-watering goodness. Dirt hors d'oeuvres. Sand stew. A side of gravel. Perhaps a slice of mud pie to top it off. Delicious and nutritious. You see, those are packed full of minerals, the kind that replenish a soul. So plant yourself on an ARGO ATV, grab the handlebars, much like you might a fork and a knife, thumb the throttle and begin chowing down. Or up, depending on which way the trail takes you.

## **THE HUNGER BEGINS EARLY.**

The appetite for enjoying dirt and sand knows no age limit. That's why the Xplorer XC 90 youth ATV is a proud part of our lineup. This model is engineered for kids 12 years of age and up to get the rumble in their belly going and kick-start a lifelong passion. The XC 90 has many safety features straight from the factory, including an adjustable throttle for limiting speed, a 4-foot hi-vis orange whip flag, and a handlebar tether cord adults can pull as a remote shut-off switch to halt the 90cc fan-cooled engine. This is the perfect platform to teach youth the fundamentals of riding, as well as give them the taste for proper nutrition.




### **XPLORER XC 90 KEY FEATURES**

- 90cc Fan-Cooled Carbureted 4-Stroke Engine
- Automatic CVT
- Electric Start with Kickstart Back-Up
- Steel Rims
- 2WD
- F/N/R Gear Selection
- Independent Single A-Arm Front Suspension and Swing Arm Rear Suspension
- Dual Drum Brakes in the Front with Hydraulic Disc Brake in the Rear
- Single Hi/Low Beam Headlight
- Rear Taillight and Brake Light
- Highly Visible Orange Whip Flag
- Tether Cord
- Speed-Limiting Adjustable Throttle








Independent Single A-Arm Suspension



Gear Selection F/N/R



Single Hi/Low Beam Headlights



## **ANYWHERE AWAITS YOUR ARRIVAL.**

Quite frankly, it doesn't matter what kind of machine we make. If it has the name ARGO on it, it's built with the go-anywhere spirit. Heck, we could make roller skates, and there's a good chance we'd find a way to make them terrain-defying. The Xplorer XR 500 Series is just another example. These ATVs are long on features for tackling the tough places while keeping you comfortable - 443cc liquid-cooled engine with EFI, performance clutching, trusted bump-eating suspension, engine braking. Even the looks are fearless. So throw a leg over and head on out. There's a place called Anywhere, and you have a reservation.

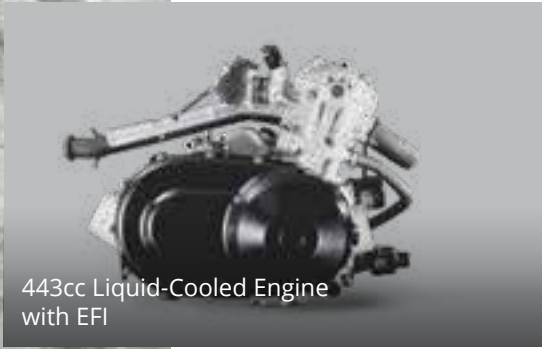
### **XPLORER XR 500 KEY FEATURES**

- 443cc Liquid-Cooled Engine with EFI
- Automatic CVT with Engine Braking
- 24" Tires with Steel Rims
- Electronic Push-Button 2WD/4WD with Front Differential Lock
- Front & Rear Independent Double A-Arm Suspension
- Front & Rear Hydraulic Disc Brakes
- Heavy-Duty Steel Front & Rear Racks
- Multifunction Digital Gauge
- 2" Receiver
- Hi/Low Projector Beam Headlights with LED Running Lights

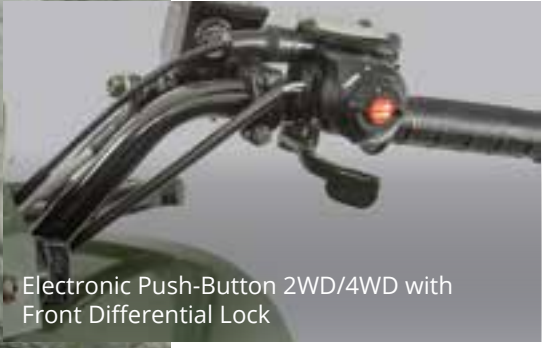
### **XPLORER XR 500 SE ADD:**

- 24" Tires with Aluminum Rims
- 3,000 lb Winch
- Premium Painted Plastic Body Panels





443cc Liquid-Cooled Engine with EFI



Electronic Push-Button 2WD/4WD with Front Differential Lock



Multifunction Digital Gauge



## **BECAUSE IT'S NOT A WORLD FULL OF EASY.**

There's some rough stuff out there. Devious dunes, rain-soaked, mucky riverbeds, manure-dotted fields and gullies marred with hulking rocks. Those places weren't created to take it easy on you. That's why we build the kind of machines we do - the kind that deliver higher performance. The XR 700 Series offers a 695cc liquid-cooled EFI power plant for plenty of horses. Automatic CVT with engine braking. A smooth ride provided by front and rear double A-arm suspension. You get superior ergonomics. Lots of capacity for gear. Not to mention an industry-leading factory-installed feature called "bring it on."

### **XPLORER XR 700 EPS KEY FEATURES**

- 695cc Liquid-Cooled Engine with EFI
- Automatic CVT with Engine Braking
- 25" Tires with Steel Rims
- Electric Power Steering (EPS)
- 3,000 lb Winch
- Stainless Steel Muffler
- Electronic Push-Button 2WD/4WD with Front Differential Lock
- Front & Rear Double A-Arm Suspension with Sway Bar
- Front & Rear Hydraulic Disc Brakes
- Heavy-Duty Steel Front & Rear Racks
- Premium Gauge
- Center Console with USB Charging Port
- Hi/Low Projector Beam Headlights with LED Running Lights

### **XPLORER XR 700 LE ADD:**

- 26" Tires with Aluminum Rims
- Handguards
- Premium Painted Plastic Body Panels





Heavy-Duty Steel Front & Rear Racks



Electronic Push-Button 2WD/4WD with Front Differential Lock



Premium Gauge



## **SERVING SIZE: TWO.**

In a world of fun-size candy bars and diet everything, we proudly do a 180 and offer up something that's got enough beef for two. Yes, the Xplorer XRT 2-Up allows the experiences of boulder-strewn inclines, wide-horizon plains and tree-lined trails with pine needles crunching beneath the tires to be shared. It starts with big power. Whether you choose the 561cc or the 997cc liquid-cooled engine, you'll find it plentiful. The ride is buttery-smooth thanks to the superior independent suspension. And there's ample room to bring your gear. So partner up and get a move on. There's more than enough to go around.

### **XPLORER XRT KEY FEATURES**

- 561cc or 997cc Liquid-Cooled Engine with EFI
- Automatic CVT with Engine Braking
- 25" Tires with Steel Rims
- 3,000 lb Winch
- Push-Button 2WD/4WD with Front Differential Lock
- Push-Button 2WD/4WD Locking/Unlocking Rear Differential
- Front & Rear Independent Double A-Arm Suspension
- Front & Rear Hydraulic Disc Brakes
- Heavy-Duty Steel Front & Rear Racks
- Premium Gauge
- Dual Hi/Low Beam Headlights and Taillights

### **LE MODELS ADD:**

- 26" Tires with Aluminum Rims
- Electronic Power Steering (EPS)
- Front Bumper (XRT 1000 LE only)
- Front Brushguard (XRT 570 LE only)
- Eyebrow Lights
- Premium Painted Plastic Body Panels
- Handguards (XRT 1000 LE only)

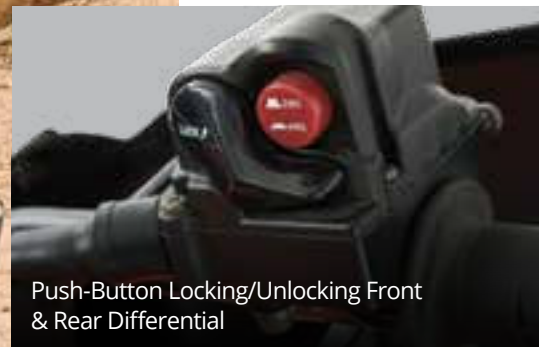




Deluxe 2-Up Seating and Footrest



Heavy-Duty Steel Rear Rack with Integrated Passenger Back Rest



Push-Button Locking/Unlocking Front & Rear Differential



## NEVER STOP. TRUE FOR RIDING OR ENGINEERING.

This isn't a notion that's just about our love of putting it in gear and going, although no one would fault us for that. No, this is also about a need for constant innovation; to continually better our machines. It's a must with every single detail in our ATVs. And it's why we're always pushing to improve everything and create the best riding experience possible. Because we ride, too.



### **XR 500 SERIES ENGINE**

This compact 4-stroke single overhead camshaft (SOHC) engine is liquid cooled and features electronic fuel injection (EFI). Offering the perfect balance of horsepower and torque, the 443cc engine will work just as hard as you do to get the job done while providing the necessary power for trail rides.

### **XR 700 SERIES ENGINE**

The mighty 695cc liquid-cooled 4-stroke engine comes standard with EFI and four valve configurations. Sporting commendable fuel economy, this engine provides users with enough horsepower and torque for versatile applications. The XR 700 will enhance your confidence when motoring through the powerband.



### **XRT 570 ENGINE**

The 561cc single-cylinder EFI engine with SOHC positions itself as a versatile engine packing enough power for both work and play. This reliable four-stroke engine with four-valve technology is equipped with EFI to deliver precise throttle response regardless of changes in elevation or temperature.

### **XRT 1000 ENGINE**

The dynamic 997cc V-Twin SOHC 4-stroke engine comes with EFI and liquid cooling for optimal performance in all conditions. With a subtle roar, it's designed and tuned to deliver superlative fuel economy and progressive torque over its broad powerband, with an auxiliary fan for consistent performance in the most demanding conditions.





**HEAVY-DUTY STEEL RACKS**

Gear up and let's go. Industry-best heavy-duty steel racks deliver a combined carrying capacity of up to 323 lbs, based on model, with multiple tie-down locations for maximum versatility.



**ELECTRONIC PUSH-BUTTON 2WD/4WD WITH FRONT DIFFERENTIAL LOCK**

With just a push of a button, selecting between 2WD/4WD gives you on-demand capabilities with the addition of a locking front differential for added grab and traction in unruly terrain.



**3,000 LB WINCH**

When you need extra muscle, this heavy-duty 3,000 lb winch has been engineered for durability, which maximizes strength and longevity. (EPS, SE and LE models only)



**PREMIUM GAUGE**

Ride efficiently and safely. Digital instrument panel includes odometer, speedometer, tripmeter, RPM, transmission position, 2WD/4WD/lock indicator, fuel gauge, and temperature, low-battery, high-beam and check-engine lights.



**ELECTRIC POWER STEERING**

Automated sensors calibrated by the speed and torque inputs of the machine allow the Electric Power Steering (EPS) to provide a user-friendly experience that gives operators the capability to make sharp directional changes while instilling confidence and alleviating fatigue.

# SxS

## ***EXHILARATION ALSO GROWS FROM THE DIRT.***

Whether it's rich fields of black soil, acres of cattle pasture shaped by a snaking creek, a dusty trail shaded by a canopy of oaks or even the scent of freshly cut hay tickling the nose, there's nothing more invigorating than being out there. Taking it all in. Harvesting the landscape with all your senses. Yes, climb in an ARGO Side-by-Side and suddenly these all-natural ingredients seem like they were put here just for you. To work or to explore. Or just to marvel at as you ride on by.



## **NO QUIT. BECAUSE OUT HERE, THERE'S ALWAYS MORE TO DO.**

When there are loads to haul, fields to work and trails to put behind you, there's simply no room for machines that don't cut the mustard. That's why grit and guts come factory issued on these vehicles. The Magnum XF 500 LE and XF 500 are built for superior off-road performance and take quality to a whole new level. These side-by-sides feature a dependable 443cc liquid-cooled 4-stroke EFI engine, 2WD/4WD with front differential lock, and impressive ergonomics for both driver and rider. We invite you to come kick the tires on one of these rugged machines. Just don't be surprised if it kicks back.

### **MAGNUM XF 500 KEY FEATURES**

- 443cc Liquid-Cooled 4-Stroke EFI Engine
- Automatic CVT with Engine Braking
- 25" Tires with Steel Rims
- Front & Rear Independent Double A-Arm Suspension
- Electronic 2WD/4WD with Front Differential Lock
- Front & Rear Hydraulic Disc Brakes
- 1,200 lb Towing Capacity with 2" Receiver
- 441 lb Rear Cargo Box with Tilt Assist Shock
- Rubber Cargo Box Mat
- Adjustable Tilt Steering Wheel
- Front Bumper
- Dash, Underseat, Underhood and Tailgate Storage Areas

### **LE MODELS ADD:**

- Aluminum Rims
- Electric Power Steering (EPS)
- 3,000 lb Winch
- Premium Painted Plastic Body Panels





Rear Cargo Box with Rubber Box Mat



Underseat Storage



Adjustable Tilt Steering Wheel





# XTV

## *WATER IS LIFE.*

Without the element of water, none of this living stuff happens. No wonder we're so drawn to it. When you have an ARGO amphibious XTV, you can make sure you get a healthy dose of that H<sub>2</sub>O in your diet, not to mention plenty of mud, fallen trees, stumps and oxygen to breathe in and fill up your lungs. So load one of these machines for hunting, working or just getting away. Motor toward your favorite lake, swamp or tough-to-reach honey hole and enjoy a good, hearty swig of life.

## THE EXPERIENCE IS ANYTHING BUT ENTRY LEVEL.

The Frontier six-wheeled amphibious vehicle might be the starting point for the XTV lineup, but everything about this machine is anchored in the bedrock of ARGO innovation and quality. All our 6x6 XTVs deliver the same dependable power and reliability of their bigger siblings to maximize your ability in the woods, mud or water. Our classic transmission with ARGO Progressive Steering (APS) and Instant Torque Clutch (ITC) provide smooth handling so both new and seasoned outdoor enthusiasts can enjoy the unmatched flavor of the world's all-natural ingredients. Yes, the '23 Frontier 6x6 Series is a beginning. Now find out where it will take you.

### FRONTIER 6x6 KEY FEATURES

- VX 650 or VX 700 V-Twin Engine
- ODG Classic Transmission
- ARGO Progressive Steering (APS)
- Instant Torque Clutch (ITC)
- Quiet Muffler
- 24" Tires
- 8" Steel Offset Rims
- Rear Side Seats
- Front Flat Floor
- Deluxe Gauge
- Single Low Projector Beam Headlights
- Hi-Vis LED Brake/Taillights
- HDPE Body Plastics









ARGO Progressive Steering (APS)



Deluxe Gauge with 11 Functions



Flat Front Floor



## OUT THERE STARTS RIGHT HERE.

If you go past nowhere and take a left at the boondocks, you'll arrive in that awe-inspiring destination called Out There. It's populated with nothing but streams and prairies, boulders and big skies, stands of majestic trees and other tasty sights. And the amphibious Frontier 8x8 Series is the perfect guide for the journey. Whether you're hunting 12-pointers, seeking that secret fishing spot or just discovering what's around the bend, you'll find the 8x8 has the horsepower, torque and features to take you away from here and out to a place that's brimming with all the right ingredients for a big ol' smile. Say cheese.

### FRONTIER 8x8 KEY FEATURES

- VX 650 or VX 700 V-Twin Engine
- ODG Classic Transmission
- ARGO Progressive Steering (APS)
- Instant Torque Clutch (ITC)
- Quiet Muffler
- 24" Tires
- 8" Steel Offset Rims
- Rear Side Seats
- Front Flat Floor
- Steel Fuel Tank
- Deluxe Gauge
- Single Low Projector Beam Headlights
- Hi-Vis LED Brake/Taillights
- HDPE Body Plastics





V-Twin Engine



Rear Side Seats



Hi-Vis LED Taillights



## SHOOT TO THRILL.

It doesn't matter if it's your first time in the blind or your fiftieth season in the deer stand, there's an undeniable exhilaration that tags along every single time you head out on the hunt. And this is just the machine to take you and your anticipation out there. Yes, the Frontier 6x6 or 8x8 Scout is your amphibious companion, stocked with everything you need. Sturdy VX 700 EFI V-Twin engine, Instant Torque Clutch (ITC) for a smooth journey, TrueTimber® Prairie camo, not to mention that pure, unadulterated ARGO eagerness to begin the chase.

### FRONTIER SCOUT KEY FEATURES

- VX 700 V-Twin Engine
- ODG Classic Transmission
- ARGO Progressive Steering (APS)
- Instant Torque Clutch (ITC)
- 24" Tires
- 8" Steel Offset Rims
- Rear Side Seats
- 3,500 lb Winch
- Deluxe Gauge
- Heavy-Duty Front Brushguard
- Heavy-Duty Steel Front Rack
- Front Flat Floor
- Steel Fuel Tank
- Single Low Projector Beam Headlights
- Hi-Vis LED Brake/Taillights
- HDPE Body Plastics



TRUETIMBER  
CAMO



FRONTIER SCOUT  
700 6x6

FRONTIER SCOUT  
700 8x8



Front Brushguard with Winch



Heavy-Duty Steel Front Rack



TrueTimber® Prairie Camo



## RIPE WITH BIG ADVENTURE.

This big boy is primed and ready for any quest. The amphibious Aurora 8x8 Series is a premium platform for ARGO, making it the most advanced and powerful XTV available. The massive V-Twin engine options give you the high-performance power to explore any obstacle-laden territory. The Instant Torque Clutch (ITC) technology complements the Admiral transmission with ARGO Progressive Steering for a smooth, comfortable ride. Whatever the world throws in front of you – marshes, streams, hills, logs, ranges or ruts – this one is fully seasoned and raring to seek out some adventure.

### AURORA KEY FEATURES

- KX 800, LX 850 or VX 950 V-Twin Engine
- ODG Admiral Transmission
- ARGO Progressive Steering (APS)
- Instant Torque Clutch (ITC)
- 25" Tires
- 9" AirLock™ Steel Rims
- Side Seats
- Front & Rear Flat Floor with Rubber Mats
- Steel Fuel Tank
- Premium Gauge
- Dual Hi/Low Projector Beam Headlights
- Hi-Vis LED Taillights
- Heat-Reflective Firewall
- Premium HDPE Body Plastics





ARGO Progressive Steering (APS)



Instant Torque Clutch (ITC)



Big Bore V-Twin Engine



Image depicts water fording

## THE TROPHY.

This is where every epic hunt begins. Yes, it's the woods-wandering, range-crossing, swamp-surfing, amphibious Aurora HuntMaster 8x8. This one was built to go on the prowl. For starters, you simply can't go wrong with any one of the three studly V-Twin engine sizes powering these big-game stalking machines. Whichever you choose, you'll have no problem getting out to that spot known only to you. It's got room for your whole hunting party, as well as for any new acquisitions that need hauling back. There's a reliable Admiral transmission, 25" low-pressure tires, TrueTimber® Prairie camo and all the makings of a happy end to your hunt.

### AURORA HUNTMASTER KEY FEATURES

- KX 800, LX 850 or VX 950 V-Twin Engine
- ODG Admiral Transmission
- ARGO Progressive Steering (APS)
- Instant Torque Clutch (ITC)
- 25" Low Pressure Tires
- 9" AirLock™ Steel Rims
- 3,500 lb Winch
- Steel Fuel Tank
- Premium Gauge
- Heavy-Duty Front Brushguard
- Heavy-Duty Steel Front Rack
- Dual Hi/Low Projector Beam Headlights
- Hi-Vis LED Taillights
- Rear Cargo Box
- Premium HDPE Body Plastics



TRUETIMBER  
CAMO







ARGO Progressive Steering (APS)



Hi-Vis LED Taillights



TrueTimber® Prairie Camo



## WHEN THE WORLD DOESN'T PLAY NICE.

Trouble doesn't contain itself to convenient locations. That's why we're proud to put the might of ARGO go-anywhere engineering behind the Aurora Series Responder 8x8 XTVs. These amphibious rescue machines are designed to get assistance to some of the world's most challenging terrains. They come with our reliable and strong LX 850 V-Twin engine, providing power with purpose. They also feature big 25" tires and enough seating for all the helping hands required. And we equipped them with stretcher mounts so you can be fully prepared. When the world gets nasty and trouble comes calling, answer with ARGO.

### AURORA RESPONDER KEY FEATURES

- LX 850 V-Twin Engine
- ODG Admiral Transmission
- ARGO Progressive Steering (APS)
- Instant Torque Clutch (ITC)
- 25" Tires
- 9" AirLock™ Steel Rims
- 3,500 lb Winch
- Split Seats
- Front & Rear Flat Floor with Rubber Mats
- Steel Fuel Tank
- Premium Gauge
- Heavy-Duty Front Brushguard
- Dual Hi/Low Projector Beam Headlights
- Hi-Vis LED Taillights
- Stretcher Mount
- Roll-Over Protection Structure (ROPS) – R Model
- Heat-Reflective Firewall
- Premium HDPE Body Plastics





Stretcher Mount



Split Seats



Front & Rear Flat Floors



## THE EXPERIENCE OF ANYWHERE TAKEN FURTHER.

This is what happens when we take the limitless experience of an ARGO amphibious vehicle and ratchet it up. Welcome to the SE version of our trusted Aurora XTV. As is true of its brethren machines, the SE comes standard with everywhere thanks to its muscular LX 850 V-Twin power plant. The Instant Torque Clutch (ITC) converts that brawn to smooth going. But from there, we decked it out with a burly brushguard, rear handrails and special colors, so the reach of everywhere just got expanded. Because even if you're in a place where there's not another set of eyes for miles, you still ought to look good.

### AURORA SE KEY FEATURES

- LX 850 V-Twin Engine
- ODG Admiral Transmission
- ARGO Progressive Steering (APS)
- Instant Torque Clutch (ITC)
- 25" Tires
- 9" AirLock™ Steel Rims
- Side Seats
- Front & Rear Flat Floor with Rubber Mats
- Steel Fuel Tank
- Premium Gauge
- Heavy-Duty Steel Brushguard
- Dual Hi/Low Projector Beam Headlights
- Hi-Vis LED Taillights
- Heat-Reflective Firewall
- Premium HDPE Body Plastics





## WATER AND DIRT. AN AGE-OLD RECIPE FOR BLISS.

Here's one for those who like rolling around in the messy stuff. The Aurora Bigfoot MX8. After all, this beast was born with mud in its veins. For proof, check out the strapping VX 950 V-Twin engine at the heart. It delivers the oomph you need to plow through the ugliest of pits. The tires are equally resolute - they're a robust 25" and boast unique chevron treads meant to provide plenty of clout in the quagmire. And the ARGO Progressive Steering (APS) makes it a joy to point toward the next mudhole. So, ready to get dirty?


### AURORA BIGFOOT KEY FEATURES

- VX 950 V-Twin Engine
- ODG Admiral Transmission
- ARGO Progressive Steering (APS)
- Instant Torque Clutch (ITC)
- 25" Mud Tires
- 9" AirLock™ Steel Rims
- Rear Bench Seat
- 3,500 lb Winch
- Heavy-Duty Steel Brushguard
- Steel Fuel Tank
- Premium Gauge
- Dual Hi/Low Projector Beam Headlights
- Hi-Vis LED Taillights
- Heat-Reflective Firewall
- Premium HDPE Body Plastics





Front Brushguard with 3,500 lb Winch



25" Mud Tires



Dual Bench Seats

## SETTING THE SIGHTS ON BEYOND.

When you're out on the hunt, it can sometimes feel like that pelt-wearing prey is toying with you, taunting from just beyond where you are. Thanks to the Conquest Outfitter, beyond now feels like it's delivered right to your doorstep. With a dependable KX 800 V-Twin EFI liquid-cooled or VX 950 V-Twin EFI fan-cooled engine and the butter-smooth Instant Torque Clutch (ITC), those out-of-reach spots, including high altitudes, are now your playground. Camp operators, lodge owners and big-game guides will also find much to like here, as these pack mules are eager to shoulder the big loads. So gear up and roll out. It's time to go where they are.

### CONQUEST OUTFITTER KEY FEATURES

- KX 800 or VX 950 V-Twin Engine
- ODG Admiral Transmission
- Instant Torque Clutch (ITC)
- 25" Mud Tires
- 9" AirLock™ Steel Rims
- Rear Side Seats
- Front Flat Floor
- Steel Fuel Tank
- Premium Gauge
- Heavy-Duty Front Brushguard
- Heavy-Duty Steel Front Rack
- 4,500 lb. Winch
- Dual Hi/Low Projector Beam Headlights
- Auto Chain Lubrication
- Oil Bath Axles







Auto Chain Lubrication



Instant Torque Clutch (ITC)



Front Brushguard with 4,500 lb Winch



## FOR THE SALTIEST OF COMMUTES.

If you're enjoying the looks of this machine, there's a good chance you don't have one of those jobs that requires you to slip on a pair of pressed trousers and drive to work in a cushy sedan. No, the ARGO Conquest Series is about handling those crusty commutes filled with villainous swamps, water, sludge, rocks, snow, ice, logs and uneven everything. And once there, these XTVs keep going until the work's done. Two brawny engine sizes to choose from, Instant Torque Clutch (ITC) and other features to haul and protect. Yes, with this sturdy ride taking you places most never see, you just might be tempted to whistle while you work.

### CONQUEST KEY FEATURES

- KX 800 or VX 950 V-Twin Engine
- ODG Admiral Transmission
- Instant Torque Clutch (ITC)
- Quiet Muffler
- 25" Mud Tires
- 9" AirLock™ Steel Rims
- Flat Front Floor
- Steel Fuel Tank
- Premium Gauge
- Dual Hi/Low Projector Beam Headlights
- Auto Chain Lubrication
- Oil Bath Hubs
- Roll-Over Protection Structure (ROPS) *XT-L and XT-X Models*
- Brushguard with 4,500 lb Winch
- Premium HDPE Body Plastics



CONQUEST XT



CONQUEST XT-L



CONQUEST XT-X



25" Mud Tires



Certified ROPS



4,500 lb Winch



## **BIG POWER. THAT'S THE SPICE OF LIFE.**

When it's time to get a helping of dirt-caked trails, muddy gorges, soggy fields and rocky ravines, you'll want to make sure there's plenty of meatiness and mightiness on your machine to match wits with Ma Nature. That's why the world's most enduring amphibious XTVs offer a beefy combination of reliable horsepower, advanced technology and high-quality comfort. We take pride in knowing this is the kind of vehicle that has no equal - the result of a 55-year-plus head start on proprietary technology that pushes the boundaries so you can savor every one of Earth's all-natural ingredients.

High-performance 4-cycle, twin-cylinder, OHV, low-vibration engines deliver clean, dependable power for your ARGO.

- VX 650 (Carb) V-Twin Fan Cooled
- VX 700 (EFI) V-Twin Fan Cooled
- KX 800 (EFI) V-Twin Liquid Cooled
- LX 850 (Carb) V-Twin Fan Cooled
- VX 950 (EFI) V-Twin Fan Cooled



### **VX 650 & VX 700 ENGINE**

These V-Twin Fan Cooled engines are lightweight and compact to handle the most demanding terrain. Available on Frontier Series.



### **KX 800 ENGINE**

This V-Twin Liquid Cooled engine provides the perfect balance of horsepower and torque. Available on Aurora and Conquest Series.



### **LX 850 ENGINE**

All-new ODG V-Twin Fan Cooled engine is specifically designed with advanced technology and created to deliver optimal performance, power and torque when you need it, while providing smoother, quieter and easier starting operation. Available on Aurora Series.



### **VX 950 ENGINE**

This V-Twin Fan Cooled engine is built to never let you down. Big Block™ performance that delivers our highest horsepower and highest torque available on the Aurora and Conquest Series.

**FRONTIER SERIES**



**CLASSIC with APS**

The ODG Classic transmission is our simplest design and operates like a mechanical skid steer, which gives it incredible maneuverability. In order to provide vehicle steering, braking force is applied directly to the output of the appropriate side of the transmission based on operator steering input. In both high and low range, the Classic transmission provides zero-radius turns to get you in and around extreme terrain.

ARGO Progressive Steering (APS) with the Classic transmission achieves a smooth and comfortable drive experience to all XTVs in the Frontier Series. Geared by ODG.

**AURORA SERIES**



**ADMIRAL with APS**

The ODG Admiral with ARGO Progressive Steering (APS) is an innovation in braking force application to the transmission steering differential. By adding a spring element between the handlebars and the brake system, we have achieved a progressive dual-rate steering system.

This development, combined with the Admiral transmission, is a technological milestone that gives the ultimate driver experience. Steering events are effortless and confidence inspiring, offering the smoothest turning available in an ARGO XTV. An ARGO is as fun and comfortable to drive as any UTV.

**CONQUEST SERIES**



**ADMIRAL**

The ODG Admiral transmission uses complex gearing, including dual differentials on the output shafts. When the driver is steering, the braking force is not applied to the output shafts but to a steering differential, which translates to a vastly different driving experience.

While the driver is steering in high gear, the output shafts rotate at a 3:1 ratio, yielding smoother, gentler steering. Although there's no ability for zero turn in high range, selecting low range enables operation similar to a traditional skid steer vehicle offering a zero-radius turn.

**DRIVE TECHNOLOGY.**

The ARGO Instant Torque Drive System (ITDS) dramatically improves low-end torque and increases acceleration. The Instant Torque Clutch (ITC) is designed to provide the optimal gear ratio, shifting seamlessly throughout the full range to utilize the massive torque and power of our engines.



## ARGO PROGRESSIVE STEERING (APS).

APS has innovated brake force application to the transmission steering differential. The brakes are an integral part of steering an ARGO. To remove the traditional skid steering jerkiness, we added a spring element between the handlebars and the brake system to achieve a progressive dual-rate steering system. The result is ARGO Progressive Steering (APS).

APS, combined with the Admiral and Classic transmissions, is a technological milestone for ARGO that delivers the ultimate driver experience. Steering is effortless, and APS provides confidence-inspiring handling for all riders. This offers improved controllability and the smoothest turning available in an ARGO XTV. It's in a class of its own.

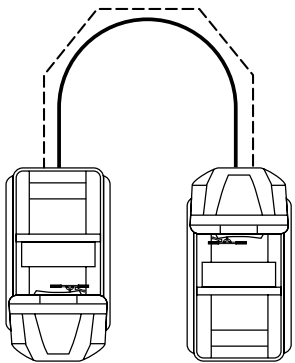
### SILKY-SMOOTH CORNERING AND SKID-STEERING CAPABILITY FOR TIGHT SPOTS.

APS makes the ARGO XTV as fun and comfortable to drive as any UTV.



By adding a spring element between the handlebars and the brake system, we achieved a progressive dual-rate steering system.

Steering is now effortless, with an increase of a 4-times-wider range of steering motion that offers the smoothest turning available in an ARGO XTV.



— ARGO  
PROGRESSIVE STEERING

- - - TRADITIONAL  
SKID STEERING

## ***SUSPENSION SYSTEM.***

Newcomers can't believe there isn't a traditional suspension system on our XTVs. Riding an ARGO is smooth and comfortable because of one-of-a-kind tires and rims. These tires can absorb all the shock of extreme terrain with ease.



### ***LOW PRESSURE TIRES***

ARGO tires are custom engineered to provide propulsion for the vehicle when used amphibiously or to provide superior traction when off-roading in challenging terrain.

### ***AIRLOCK™ RIMS***

Our signature AirLock™ steel rims. These premium rims allow operators to adjust tire pressure to the terrain. The AirLock™ feature keeps the tire firmly fixed to the rim in rugged terrain while providing a 30% smoother ride.

### ***RUBBER TRACKS***

ARGO heavy-duty rubber tracks provide optimum flotation over snow or swamp with minimal ground pressure. Provides exceptional traction, is lightweight and has low-rolling resistance. Easily installs around the tires.



### ***AMPHIBIOUS BODY***

The one-piece lower body is the signature ARGO design feature. Its smooth, durable underbody floats over potential snags, stumps and outcrops, as well as swamps and water.



### ***REDUCED UNDERHOOD TEMPERATURE***

To ensure comfort for the operator and passengers, heat-reflective and absorptive material is integrated into the firewall. A composite exhaust shroud goes one step further and effectively redirects heat while producing a subtle note from the exhaust.

# UTV

## ***WHAT THE WORLD IS MADE OF VS. WHAT WE'RE MADE OF.***

We understand it's not all roses and rainbows out there. Lurking within those satisfying all-natural ingredients can be challenges, dangers, murky mayhem and unforgiving who-knows-what. To those, we send forth ARGO's legendary utility task vehicle (UTV), a tenacious machine built to tackle any job site, project or critical mission. Yes, it's made of more; sheer willpowered by internal combustion. Designed to match the resolve of those who take the controls.





## DEFY EARTH'S STOP SIGNS.

The world has its own unique ways of telling humans to do a U-turn. Ice-crusted lakes, mud-slicked inclines and other nasty stuff that requires no red octagonal sign informing you to go back the way you came. There's one machine, however, that gives you the ability to blow right through those. The lightweight amphibious ARGO Centaur XT is designed for go-anywhere performance. It maneuvers effortlessly on any surface with its smooth skid steering, unique suspension and massive tubeless ultra-low-pressure tires. It's loaded with innovative technology, comfort and safety features. And the ability to get your gear, cargo and teams anywhere on the planet. Suddenly, the world is one big green light.



### CENTAUR XT KEY FEATURES

- Doosan® D18 Diesel Engine
- Smooth Skid Steering
- Adjustable Pneumatic Circulating Tires
- 71" Tubeless Ultra-Low-Pressure Tires
- High-Pressure Fuel Injection
- Wheel Canister Fuel Tanks
- Enclosed Final Drive Chain with Oil Bath Lubrication
- Back-Up Camera with Alarm
- LED Hi/Low Beam Headlights
- Loading Capacity of 2,645 lbs
- Three-Point Safety Seat Belts
- Up to 8 Passengers with Optional Seats



**SPECS**



**XPLORER  
XC 90**



**XPLORER  
XR 500**



**XPLORER  
XR 500 SE**



**XPLORER  
XR 700 EPS**



**XPLORER  
XR 700 LE**

<b>DISPLACEMENT</b>	90CC	443CC	443CC	695CC	695CC
<b>ENGINE STROKE</b>	4-STROKE	4-STROKE	4-STROKE	4-STROKE	4-STROKE
<b>CYLINDER ARRANGEMENT</b>	SOHC SINGLE CYLINDER	SOHC SINGLE CYLINDER	SOHC SINGLE CYLINDER	SOHC SINGLE CYLINDER	SOHC SINGLE CYLINDER
<b>VALVE CONFIGURATION</b>	2 VALVE	4 VALVE	4 VALVE	4 VALVE	4 VALVE
<b>FUEL SYSTEM</b>	CARBURETOR	EFI	EFI	EFI	EFI
<b>COOLING SYSTEM</b>	FAN	LIQUID	LIQUID	LIQUID	LIQUID
<b>BORE X STROKE</b>	47 x 51.8 MM	89 X 71.2 MM	89 X 71.2 MM	102 X 85.2 MM	102 X 85.2 MM
<b>COMPRESSION RATIO</b>	10:1	9.1:1	9.1:1	10.7:1	10.7:1
<b>START METHOD</b>	ELECTRIC START/KICK START	ELECTRIC START	ELECTRIC START	ELECTRIC START	ELECTRIC START
<b>IGNITION</b>	CDI	ECU	ECU	ECU	ECU
<b>OVER RIDE BUTTON</b>	N/A	STANDARD	STANDARD	N/A	N/A
<b>TRANSMISSION TYPE</b>	CVT AUTOMATIC	CVT AUTOMATIC	CVT AUTOMATIC	CVT AUTOMATIC	CVT AUTOMATIC
<b>FINAL DRIVE</b>	CHAIN DRIVE	SHAFT DRIVE	SHAFT DRIVE	SHAFT DRIVE	SHAFT DRIVE
<b>DRIVE SYSTEM TYPE</b>	2WD	ELECTRONIC 2WD/4WD /LOCK	ELECTRONIC 2WD/4WD /LOCK	ELECTRONIC 2WD/4WD /LOCK	ELECTRONIC 2WD/4WD /LOCK
<b>ENGINE BRAKING SYSTEM (EBS)</b>	N/A	STANDARD	STANDARD	STANDARD	STANDARD
<b>LENGTH</b>	55.9 IN (1,420 MM)	75 IN (1,905 MM)	75 IN (1,905 MM)	84.3 IN (2,140 MM)	84.3 IN (2,140 MM)
<b>WIDTH</b>	35.6 IN (905 MM)	48.4 IN (1,230 MM)	48.4 IN (1,230 MM)	49 IN (1,245 MM)	49 IN (1,245 MM)
<b>HEIGHT</b>	36.6 IN (930 MM)	47.6 IN (1,210 MM)	47.6 IN (1,210 MM)	49.2 IN (1,250 MM)	49.2 IN (1,250 MM)
<b>SEAT HEIGHT</b>	25.6IN (650 MM)	33.2 IN (843 MM)	33.2 IN (843 MM)	34.6 IN (880 MM)	34.6 IN (880 MM)
<b>GROUND CLEARANCE</b>	5.9 IN (150 MM)	10.2 IN (260 MM)	10.2 IN (260 MM)	10.2 IN (260 MM)	10.2 IN (260 MM)
<b>WHEELBASE</b>	38.0 IN (965 MM)	48.2 IN (1,225 MM)	48.2 IN (1,225 MM)	51.1 IN (1,297 MM)	51.1 IN (1,297 MM)
<b>TOWING CAPACITY</b>	N/A	985 LBS (447 KG)	985 LBS (447 KG)	1,000 LBS (454 KG)	1,000 LBS (454 KG)
<b>DRY WEIGHT</b>	232 LBS (105.5 KG)	574 LBS (260 KG)	627 LBS (284 KG)	705 LBS (320 KG)	705 LBS (320 KG)
<b>WET WEIGHT</b>	260.1 LBS (118 KG)	604 LBS (274 KG)	670 LBS (304 KG)	736 LBS (334 KG)	736 LBS (334 KG)
<b>FUEL TANK CAPACITY</b>	1.4 GAL (5.3 LTR)	4.0 GAL (15.0 L)	4.0 GAL (15.0 L)	5.5 GAL (21L)	5.5 GAL (21L)
<b>SUSPENSION - FRONT</b>	INDEPENDENT SINGLE A-ARM	INDEPENDENT DOUBLE A-ARM	INDEPENDENT DOUBLE A-ARM	INDEPENDENT DOUBLE A-ARM	INDEPENDENT DOUBLE A-ARM
<b>SUSPENSION - REAR</b>	SWING ARM	INDEPENDENT DOUBLE A-ARM	INDEPENDENT DOUBLE A-ARM	INDEPENDENT DOUBLE A-ARM W SWAY BAR	INDEPENDENT DOUBLE A-ARM W SWAY BAR
<b>SUSPENSION TRAVEL - FRONT</b>	2.8 IN (71 MM)	7.5 IN (190 MM)	7.5 IN (190 MM)	7 IN (180 MM)	7 IN (180 MM)
<b>SUSPENSION TRAVEL - REAR</b>	2.9 IN (74 MM)	7.5 IN (190 MM)	7.5 IN (190 MM)	7.4 IN (188 MM)	7.4 IN (188 MM)
<b>BRAKE - FRONT</b>	DUAL DRUM	DUAL HYDRAULIC DISC	DUAL HYDRAULIC DISC	DUAL HYDRAULIC DISC	DUAL HYDRAULIC DISC
<b>BRAKE - REAR</b>	HYDRAULIC DISC	HYDRAULIC DISC	HYDRAULIC DISC	HYDRAULIC DISC	HYDRAULIC DISC
<b>TIRE SIZE (FRONT)</b>	AT18X7-8	AT24X8-12 (KENDA)	AT24X8-12 (KENDA)	AT25X8-12 (MAXXIS)	AT26X8-14 (MAXXIS)
<b>TIRE SIZE (REAR)</b>	AT18X9-8	AT24X10-12 (KENDA)	AT24X10-12 (KENDA)	AT25X10-12 (MAXXIS)	AT26X10-14 (MAXXIS)
<b>WHEEL RIM</b>	STEEL	STEEL	ALUMINUM	STEEL	ALUMINUM
<b>ELECTRIC POWER STEERING</b>	NO	NO	NO	YES	YES
<b>FRONT RACK</b>	N/A	75 LB (34 KG)	75 LB (34 KG)	114 LB (52 KG)	114 LB (52 KG)
<b>REAR RACK</b>	N/A	150 LB (68 KG)	150 LB (68 KG)	209 LB (95 KG)	209 LB (95 KG)
<b>HITCH</b>	N/A	STANDARD /2" RECEIVER	STANDARD /2" RECEIVER	STANDARD /2" RECEIVER	STANDARD /2" RECEIVER
<b>WINCH</b>	N/A	ACCESSORY	3,000 LB WINCH	3,000 LB WINCH	3,000 LB WINCH
<b>SKID PLATE</b>	PLASTIC	PLASTIC	PLASTIC	PLASTIC	PLASTIC
<b>REAR BOX STORAGE</b>	N/A	N/A	N/A	N/A	N/A
<b>COLOR</b>	WHITE	RED OR GREEN	PAINTED FLAME ORANGE OR PAINTED SLATE GREY	RED OR GREEN	PAINTED FLAME ORANGE OR PAINTED SLATE GREY



**VISIT [ARGOXTV.COM](http://ARGOXTV.COM) FOR**



**XPLORER**  
**XRT 570**



**XPLORER**  
**XRT 570 LE**



**XPLORER**  
**XRT 1000 LE**



**MAGNUM**  
**XF 500**



**MAGNUM**  
**XF 500 LE**

**SPECS**

561.4CC	561.4CC	997CC	443CC	443CC
4-STROKE	4-STROKE	4-STROKE	4-STROKE	4-STROKE
SOHC SINGLE CYLINDER	SOHC SINGLE CYLINDER	SOHC TWIN CYLINDER	SOHC SINGLE CYLINDER	SOHC SINGLE CYLINDER
4 VALVE	4 VALVE	4 VALVE	4 VALVE	4 VALVE
EFI	EFI	EFI	EFI	EFI
LIQUID	LIQUID	LIQUID	LIQUID	LIQUID
95 X 79.2 MM	95 X 79.2 MM	92 X 75.0 MM	89 X 71.2 MM	89 X 71.2 MM
10.2 :1	10.2 :1	10.2 :1	9.1:1	9.1:1
ELECTRIC START	ELECTRIC START	ELECTRIC START	ELECTRIC START	ELECTRIC START
ECU	ECU	ECU	ECU	ECU
STANDARD	STANDARD	STANDARD	STANDARD	STANDARD
V BELT CVT AUTOMATIC	V BELT CVT AUTOMATIC	CVT AUTOMATIC	CVT AUTOMATIC	CVT AUTOMATIC
SHAFT DRIVE	SHAFT DRIVE	SHAFT DRIVE	SHAFT DRIVE	SHAFT DRIVE
2WD/4WD/LOCK	2WD/4WD/LOCK	2WD/4WD/LOCK	ELECTRONIC 2WD/ 4WD /LOCK	ELECTRONIC 2WD/ 4WD /LOCK
STANDARD	STANDARD	STANDARD	STANDARD	STANDARD
89.8 IN (2,280 MM)	89.8 IN (2,280 MM)	92.1 IN (2,340 MM)	106.6 IN (2,700 MM)	106.6 IN (2,700 MM)
48.4 IN (1,229 MM)	48.4 IN (1,229 MM)	49.4 IN (1,255 MM)	56.7 IN (1,440 MM)	56.7 IN (1,440 MM)
55.9 IN (1,420 MM)	55.9 IN (1,420 MM)	49.8 IN (1,265 MM)	72.8 IN (1,849 MM)	72.8 IN (1,849 MM)
36.1 IN (916 MM)	36.1 IN (916 MM)	37.4 IN (950 MM)	32.9 IN (836MM)	32.9 IN (836MM)
12.6 IN (320 MM)	12.6 IN (320 MM)	9.8 IN (250 MM)	10 IN (254 MM)	10 IN (254 MM)
57.1 IN (1,450 MM)	57.1 IN (1,450 MM)	57.5 IN (1,460 MM)	72 IN (1,829 MM)	72 IN (1,829 MM)
1,225 LB (557 KG)	1,225 LB (557 KG)	1,300 LB (590 KG)	1,200 LBS (545.5 KG)	1,200 LBS (545.5 KG)
851 LB (387 KG)	874 LB (396 KG)	968 LB (440 KG)	1,025 LBS (465 KG)	1,025 LBS (465 KG)
987.7 LB (448KG)	1,010 LB (458KG)	1,007.6 LBS (457 KG)	1,080 LBS (490 KG)	1,080 LBS (490 KG)
4.2 GAL (16 L)	4.2 GAL (16 L)	6.1 GAL (23 L)	8.5 GAL (32 L)	8.5 GAL (32 L)
INDEPENDENT DOUBLE A-ARM	INDEPENDENT DOUBLE A-ARM	INDEPENDENT DOUBLE A-ARM	INDEPENDENT DOUBLE A-ARM	INDEPENDENT DOUBLE A-ARM
INDEPENDENT DOUBLE A-ARM	INDEPENDENT DOUBLE A-ARM	INDEPENDENT DOUBLE A-ARM	INDEPENDENT DOUBLE A-ARM	INDEPENDENT DOUBLE A-ARM
8.7 IN (220 MM)	8.7 IN (220 MM)	8.7 IN (220 MM)	6.9 IN (176 MM)	6.9 IN (176 MM)
9.4 IN (239 MM)	9.4 IN (239 MM)	10.4 IN (265 MM)	6.8 IN (172 MM)	6.8 IN (172 MM)
HYDRAULIC DISC	HYDRAULIC DISC	HYDRAULIC DISC	DUAL HYDRAULIC DISC	DUAL HYDRAULIC DISC
HYDRAULIC DISC	HYDRAULIC DISC	HYDRAULIC DISC	HYDRAULIC DISC	HYDRAULIC DISC
AT25X8-12 (KENDA)	AT26X8-14 (MAXXIS)	AT26X8-14 (MAXXIS)	AT25X8-12 (MAXXIS)	AT25X8-12 (DURO)
AT25X10-12 (KENDA)	AT26X10-14 (MAXXIS)	AT26X10-14 (MAXXIS)	AT25X10-12 (MAXXIS)	AT25X10-12 (DURO)
STEEL	ALUMINIUM	ALUMINIUM	STEEL	ALUMINIUM
NO	YES	YES	NO	YES
99 LB (45 KG)	99 LB (45 KG)	99 LB (45 KG)	N/A	N/A
165 LB (75 KG)	165 LB (75 KG)	165 LB (75 KG)	N/A	N/A
STANDARD /2" RECEIVER	STANDARD /2" RECEIVER	STANDARD /2" RECEIVER	STANDARD /2" RECEIVER	STANDARD /2" RECEIVER
3,000 LB WINCH	3,000 LB WINCH	3,000 LB WINCH	ACCESSORY	3,000 LB WINCH
PLASTIC	PLASTIC	PLASTIC	PLASTIC	PLASTIC
N/A	N/A	N/A	441 LB (200 KG)	441 LB (200 KG)
RED	PAINTED GRAPHITE METALLIC	PAINTED GRAPHITE METALLIC	GREEN	PAINTED FLAME ORANGE OR PAINTED SLATE GREY

# THE FULL MODEL SPECS

**SPECS**



**FRONTIER  
650 6X6**



**FRONTIER  
700 6X6**



**FRONTIER  
700 SCOUT 6X6**



**FRONTIER  
650 8X8**



**FRONTIER  
700 8X8**



**FRONTIER  
700 SCOUT 8X8**

<b>ENGINE</b>	VX 650	VX 700	VX 700	VX 650	VX 700	VX 700
<b>CYLINDER</b>	V-TWIN	V-TWIN	V-TWIN	V-TWIN	V-TWIN	V-TWIN
<b>FUEL SYSTEM</b>	CARBURETOR	EFI	EFI	CARBURETOR	EFI	EFI
<b>COOLING</b>	FAN COOLED	FAN COOLED	FAN COOLED	FAN COOLED	FAN COOLED	FAN COOLED
<b>ALTERNATOR OUTPUT (MAX)</b>	16 AMPS	16 AMPS	16 AMPS	16 AMPS	16 AMPS	16 AMPS
<b>CHASSIS</b>	6X6	6X6	6X6	8X8	8X8	8X8
<b>SERVICE BRAKES</b>	HYDRAULIC	HYDRAULIC	HYDRAULIC	HYDRAULIC	HYDRAULIC	HYDRAULIC
<b>STEERING BRAKES</b>	HYDRAULIC	HYDRAULIC	HYDRAULIC	HYDRAULIC	HYDRAULIC	HYDRAULIC
<b>AUTO CHAIN LUBRICATION</b>	NA	NA	NA	ACCESSORY	ACCESSORY	ACCESSORY
<b>BRAKE COOLING FAN</b>	ACCESSORY	ACCESSORY	ACCESSORY	ACCESSORY	ACCESSORY	ACCESSORY
<b>TRANSMISSION</b>	CLASSIC W/ APS	CLASSIC W/ APS	CLASSIC W/ APS	CLASSIC W/ APS	CLASSIC W/ APS	CLASSIC W/ APS
<b>DRIVE BELT</b>	STANDARD	STANDARD	STANDARD	STANDARD	STANDARD	STANDARD
<b>FULL SKID PLATE</b>	STANDARD	STANDARD	STANDARD	STANDARD	STANDARD	STANDARD
<b>BRUSHGUARD</b>	ACCESSORY	ACCESSORY	STANDARD	ACCESSORY	ACCESSORY	STANDARD
<b>WINCH</b>	ACCESSORY	ACCESSORY	ARGO XPW 3,500 LB	ACCESSORY	ACCESSORY	ARGO XPW 3,500 LB
<b>FRONT RACK</b>	ACCESSORY	ACCESSORY	STANDARD	ACCESSORY	ACCESSORY	STANDARD
<b>CARGO BOX</b>	N/A	N/A	N/A	ACCESSORY	ACCESSORY	STANDARD
<b>BILGE PUMP</b>	STANDARD	STANDARD	STANDARD	STANDARD	STANDARD	STANDARD
<b>ROPS</b>	N/A	N/A	N/A	N/A	N/A	N/A
<b>STRETCHER FRAME</b>	N/A	N/A	N/A	ACCESSORY	ACCESSORY	ACCESSORY
<b>REAR MESH</b>	N/A	N/A	N/A	N/A	N/A	N/A
<b>ROOF</b>	N/A	N/A	N/A	N/A	N/A	N/A
<b>POWER DUMP BOX</b>	N/A	N/A	N/A	N/A	N/A	N/A
<b>LOAD CAPACITY - LAND</b>	570 lb (258 kg)	570 lb (258 kg)	490 lb (222 kg)	855 lb (388 kg)	840 lb (381 kg)	780 lb (354 kg)
<b>LOAD CAPACITY - WATER</b>	370 lb (168 kg)	370 lb (168 kg)	290 lb (132 kg)	755 lb (342 kg)	740 lb (335 kg)	680 lb (308 kg)
<b>TOWING CAPACITY</b>	1,200 lb (544 kg)	1,200 lb (544 kg)	1,200 lb (544 kg)	1,200 lb (544 kg)	1,200 lb (544 kg)	1,200 lb (544 kg)
<b>SEATING CAPACITY - LAND</b>	4	4	4	6	6	6
<b>SEATING CAPACITY - WATER</b>	2	2	2	4	4	4
<b>FUEL CAPACITY</b>	8.5 gal (32 L)	8.5 gal (32 L)	8.5 gal (32 L)	8.5 gal (32 L)	8.5 gal (32 L)	8.5 gal (32 L)
<b>SPEED - LAND</b>	22 mph (35 Km/h)	22 mph (35 Km/h)	22 mph (35 Km/h)	16 mph (26 Km/h)	16 mph (26 Km/h)	16 mph (26 Km/h)
<b>SPEED - WATER</b>	3 mph (5 Km/h)	3 mph (5 Km/h)	3 mph (5 Km/h)	3 mph (5 Km/h)	3 mph (5 Km/h)	3 mph (5 Km/h)
<b>WEIGHT</b>	970 lb (440 kg)	970 lb (440 kg)	1,050 lb (476 kg)	1,195 lb (542 kg)	1,210 lb (549 kg)	1,270 lb (576 kg)
<b>LENGTH (includes winch when standard)</b>	96 in (2,439 mm)	96 in (2,439 mm)	103 in (2,616 mm)	119 in (3,023 mm)	119 in (3,023 mm)	126 in (3,200 mm)
<b>WIDTH</b>	58 in (1,473 mm)	58 in (1,473 mm)	58 in (1,473 mm)	58 in (1,473 mm)	58 in (1,473 mm)	58 in (1,473 mm)
<b>HEIGHT</b>	51 in (1,295 mm)	51 in (1,295 mm)	51 in (1,295 mm)	51 in (1,295 mm)	51 in (1,295 mm)	51 in (1,295 mm)
<b>AXLE BEARING EXTENSIONS</b>	N/A	STANDARD	STANDARD	N/A	STANDARD	STANDARD
<b>ENTRY STEP</b>	ACCESSORY	ACCESSORY	ACCESSORY	ACCESSORY	ACCESSORY	ACCESSORY
<b>TIRES</b>	ARGO XT115 24X10-8	ARGO XT115 24X10-8	ARGO XT115 24X10-8	ARGO XT115 24X10-8	ARGO XT115 24X10-8	ARGO XT115 24X10-8
<b>WHEEL</b>	STEEL OFFSET	STEEL OFFSET	STEEL OFFSET	STEEL OFFSET	STEEL OFFSET	STEEL OFFSET
<b>GROUND CLEARANCE (TIRES)</b>	10 in (254 mm)	10 in (254 mm)	10 in (254 mm)	9 in (228 mm)	9 in (228 mm)	9 in (228 mm)
<b>GROUND CLEARANCE (TRACKS)</b>	11 in (279 mm)	11 in (279 mm)	11 in (279 mm)	10 in (254 mm)	10 in (254 mm)	10 in (254 mm)
<b>COLORS</b>	GREEN, BLACK, ORANGE	GREEN, BLACK, ORANGE	TRUETIMBER PRAIRIE CAMO	GREEN, BLACK, ORANGE	GREEN, BLACK, ORANGE	TRUETIMBER PRAIRIE CAMO

**VISIT [ARGOXTV.COM](http://ARGOXTV.COM) FOR**



**AURORA  
800 KX 800**

**AURORA  
800 R 8X8**

**AURORA  
800 HUNTMASTER 8X8**

**AURORA  
850 LX 850**

**AURORA  
850 R 8X8**

**AURORA  
850 HUNTMASTER 8X8**

**AURORA  
850 SE 8X8**

KX 800	KX 800	KX 800	LX 850	LX 850	LX 850	LX 850
V-TWIN	V-TWIN	V-TWIN	V-TWIN	V-TWIN	V-TWIN	V-TWIN
EFI	EFI	EFI	CARBURETOR	CARBURETOR	CARBURETOR	CARBURETOR
LIQUID COOLED	LIQUID COOLED	LIQUID COOLED	FAN COOLED	FAN COOLED	FAN COOLED	FAN COOLED
40 AMPS	40 AMPS	40 AMPS	20 AMPS	20 AMPS	20 AMPS	20 AMPS
8X8	8X8	8X8	8X8	8X8	8X8	8X8
HYDRAULIC	HYDRAULIC	HYDRAULIC	HYDRAULIC	HYDRAULIC	HYDRAULIC	HYDRAULIC
HYDRAULIC	HYDRAULIC	HYDRAULIC	HYDRAULIC	HYDRAULIC	HYDRAULIC	HYDRAULIC
ACCESSORY	ACCESSORY	ACCESSORY	ACCESSORY	ACCESSORY	ACCESSORY	ACCESSORY
ACCESSORY	ACCESSORY	ACCESSORY	ACCESSORY	ACCESSORY	ACCESSORY	ACCESSORY
ADMIRAL W/APS	ADMIRAL W/APS	ADMIRAL W/APS	ADMIRAL W/APS	ADMIRAL W/APS	ADMIRAL W/APS	ADMIRAL W/APS
STANDARD	STANDARD	STANDARD	STANDARD	STANDARD	STANDARD	STANDARD
STANDARD	STANDARD	STANDARD	STANDARD	STANDARD	STANDARD	STANDARD
ACCESSORY	ACCESSORY	STANDARD	ACCESSORY	ACCESSORY	STANDARD	STANDARD
ACCESSORY	ACCESSORY	ARGO XPW 3,500 LB	ACCESSORY	ACCESSORY	ARGO XPW 3,500 LB	ACCESSORY
ACCESSORY	ACCESSORY	STANDARD	ACCESSORY	ACCESSORY	STANDARD	ACCESSORY
ACCESSORY	N/A	STANDARD	ACCESSORY	N/A	STANDARD	ACCESSORY
STANDARD	STANDARD	STANDARD	STANDARD	STANDARD	STANDARD	STANDARD
ACCESSORY	STANDARD	ACCESSORY	N/A	STANDARD	N/A	N/A
ACCESSORY	ACCESSORY	ACCESSORY	ACCESSORY	ACCESSORY	ACCESSORY	ACCESSORY
N/A	N/A	N/A	N/A	N/A	N/A	N/A
N/A	N/A	N/A	N/A	N/A	N/A	N/A
N/A	N/A	N/A	N/A	N/A	N/A	N/A
1,010 lb (458 kg)	782 lb (355 kg)	925 lb (420 kg)	1,100 lb (499 kg)	870 lb (395 kg)	990 lb (449 kg)	1,037 lb (470 kg)
810 lb (367 kg)	582 lb (264 kg)	725 lb (329 kg)	900 lb (409 kg)	670 lb (304 kg)	790 lb (358 kg)	837 lb (380 kg)
1,800 lb (816 kg)	1,800 lb (816 kg)	1,800 lb (816 kg)	1,800 lb (816 kg)	1,800 lb (816 kg)	1,800 lb (816 kg)	1,800 lb (816 kg)
6	4	6	6	4	6	6
4	2	4	4	2	4	4
8.5 gal (32 L)	8.5 gal (32 L)	8.5 gal (32 L)	8.5 gal (32 L)	8.5 gal (32 L)	8.5 gal (32 L)	8.5 gal (32 L)
16 mph (26 Km/h)	16 mph (26 Km/h)	16 mph (26 Km/h)	25 mph (40 Km/h)	25 mph (40 Km/h)	25 mph (40 Km/h)	25 mph (40 Km/h)
3 mph (5 Km/h)	N/A	3 mph (5 Km/h)	3 mph (5 Km/h)	N/A	3 mph (5 Km/h)	3 mph (5 Km/h)
1,540 lb (699 kg)	1,768 lb (802 kg)	1,625 lb (737 kg)	1,450 lb (657 kg)	1,680 lb (762 kg)	1,560 lb (708 kg)	1,513 lb (686 kg)
119 in (3,023 mm)	119 in (3,023 mm)	126 in (3,200 mm)	119 in (3,023 mm)	119 in (3,023 mm)	126 in (3,200 mm)	126 in (3,200 mm)
60 in (1,524 mm)	60 in (1,524 mm)	60 in (1,524 mm)	60 in (1,524 mm)	60 in (1,524 mm)	60 in (1,524 mm)	60 in (1,524 mm)
51 in (1,295 mm)	77 in (1,956 mm)	51 in (1,295 mm)	51 in (1,295 mm)	77 in (1,956 mm)	51 in (1,295 mm)	51 in (1,295 mm)
STANDARD	STANDARD	STANDARD	STANDARD	STANDARD	STANDARD	STANDARD
ACCESSORY	ACCESSORY	ACCESSORY	ACCESSORY	ACCESSORY	ACCESSORY	ACCESSORY
ARGO XT117 25X12-9	ARGO XT117 25X12-9	ARGO XT117 25X12-9	ARGO XT117 25X12-9	ARGO XT117 25X12-9	ARGO XT117 25X12-9	ARGO XT117 25X12-9
STEEL AIRLOCK	STEEL AIRLOCK	STEEL AIRLOCK	STEEL AIRLOCK	STEEL AIRLOCK	STEEL AIRLOCK	STEEL AIRLOCK
10 in (254 mm)	10 in (254 mm)	10 in (254 mm)	10 in (254 mm)	10 in (254 mm)	10 in (254 mm)	10 in (254 mm)
11 in (279 mm)	11 in (279 mm)	11 in (279 mm)	11 in (279 mm)	11 in (279 mm)	11 in (279 mm)	11 in (279 mm)
GREEN, BLACK, ORANGE	GREEN, BLACK, ORANGE	TRUETIMBER PRAIRIE CAMO	GREEN, BLACK, ORANGE	GREEN, BLACK, ORANGE	TRUETIMBER PRAIRIE CAMO	WHITE, TAN, NAVY BLUE

# THE FULL MODEL SPECS

**SPECS**



**AURORA**  
850 RESPONDER 8X8



**AURORA**  
850 RESPONDER R 8X8



**AURORA**  
950 8X8



**AURORA**  
950 R 8X8



**AURORA**  
950 HUNTMASTER 8X8



**AURORA**  
950 BIGFOOT MX8

<b>ENGINE</b>	LX 850	LX 850	VX 950	VX 950	VX 950	VX 950
<b>CYLINDER</b>	V-TWIN	V-TWIN	V-TWIN	V-TWIN	V-TWIN	V-TWIN
<b>FUEL SYSTEM</b>	CARBURETOR	CARBURETOR	EFI	EFI	EFI	EFI
<b>COOLING</b>	FAN COOLED	FAN COOLED	FAN COOLED	FAN COOLED	FAN COOLED	FAN COOLED
<b>ALTERNATOR OUTPUT (MAX)</b>	20 AMPS	20 AMPS	50 AMPS	50 AMPS	50 AMPS	50 AMPS
<b>CHASSIS</b>	8X8	8X8	8X8	8X8	8X8	8X8
<b>SERVICE BRAKES</b>	HYDRAULIC	HYDRAULIC	HYDRAULIC	HYDRAULIC	HYDRAULIC	HYDRAULIC
<b>STEERING BRAKES</b>	HYDRAULIC	HYDRAULIC	HYDRAULIC	HYDRAULIC	HYDRAULIC	HYDRAULIC
<b>AUTO CHAIN LUBRICATION</b>	ACCESSORY	ACCESSORY	ACCESSORY	ACCESSORY	ACCESSORY	ACCESSORY
<b>BRAKE COOLING FAN</b>	ACCESSORY	ACCESSORY	ACCESSORY	ACCESSORY	ACCESSORY	ACCESSORY
<b>TRANSMISSION</b>	ADMIRAL W/APS	ADMIRAL W/APS	ADMIRAL W/APS	ADMIRAL W/APS	ADMIRAL W/APS	ADMIRAL W/APS
<b>DRIVE BELT</b>	STANDARD	STANDARD	STANDARD	STANDARD	STANDARD	STANDARD
<b>FULL SKID PLATE</b>	STANDARD	STANDARD	STANDARD	STANDARD	STANDARD	STANDARD
<b>BRUSHGUARD</b>	STANDARD	STANDARD	ACCESSORY	ACCESSORY	STANDARD	STANDARD
<b>WINCH</b>	ARGO XPW 3,500 LB	ARGO XPW 3,500 LB	ACCESSORY	ACCESSORY	ARGO XPW 3,500 LB	ARGO XPW 3,500 LB
<b>FRONT RACK</b>	ACCESSORY	ACCESSORY	ACCESSORY	ACCESSORY	ACCESSORY	ACCESSORY
<b>CARGO BOX</b>	N/A	N/A	ACCESSORY	N/A	STANDARD	ACCESSORY
<b>BILGE PUMP</b>	STANDARD	STANDARD	STANDARD	STANDARD	STANDARD	STANDARD
<b>ROPS</b>	N/A	STANDARD	N/A	STANDARD	N/A	N/A
<b>STRETCHER FRAME</b>	STANDARD	STANDARD	ACCESSORY	ACCESSORY	ACCESSORY	ACCESSORY
<b>REAR MESH</b>	N/A	N/A	N/A	N/A	N/A	N/A
<b>ROOF</b>	N/A	N/A	N/A	N/A	N/A	N/A
<b>POWER DUMP BOX</b>	N/A	N/A	N/A	N/A	N/A	N/A
<b>LOAD CAPACITY - LAND</b>	960 lb (395 kg)	730 lb (395 kg)	1,080 lb (490 kg)	850 lb (386 kg)	990 lb (449 kg)	1,010 lb (458 kg)
<b>LOAD CAPACITY - WATER</b>	760 lb (304 kg)	530 lb (240 kg)	880 lb (400 kg)	650 lb (295 kg)	790 lb (358 kg)	810 lb (367 kg)
<b>TOWING CAPACITY</b>	1,800 lb (816 kg)	1,800 lb (816 kg)	1,800 lb (816 kg)	1,800 lb (816 kg)	1,800 lb (816 kg)	1,800 lb (816 kg)
<b>SEATING CAPACITY - LAND</b>	4	4	6	6	6	4
<b>SEATING CAPACITY - WATER</b>	4	3	4	2	4	2
<b>FUEL CAPACITY</b>	8.5 gal (32 L)	8.5 gal (32 L)	8.5 gal (32 L)	8.5 gal (32 L)	8.5 gal (32 L)	8.5 gal (32 L)
<b>SPEED - LAND</b>	25 mph (40 Km/h)	25 mph (40 Km/h)	25 mph (40 Km/h)	25 mph (40 Km/h)	25 mph (40 Km/h)	25 mph (40 Km/h)
<b>SPEED - WATER</b>	3 mph (5 Km/h)	N/A	3 mph (5 Km/h)	N/A	3 mph (5 Km/h)	N/A
<b>WEIGHT</b>	1,590 lb (708 kg)	1,820 lb (762 kg)	1,470 lb (668 kg)	1,700 lb (771 kg)	1,560 lb (708 kg)	1,540 lb (699 kg)
<b>LENGTH (includes winch when standard)</b>	126 in (3,200 mm)	126 in (3,200 mm)	119 in (3,023 mm)	119 in (3,023 mm)	126 in (3,200 mm)	126 in (3,200 mm)
<b>WIDTH</b>	60 in (1,524 mm)	60 in (1,524 mm)	60 in (1,524 mm)	60 in (1,524 mm)	60 in (1,524 mm)	60 in (1,524 mm)
<b>HEIGHT</b>	51 in (1,295 mm)	77 in (1,956 mm)	51 in (1,295 mm)	77 in (1,956 mm)	51 in (1,295 mm)	51 in (1,295 mm)
<b>AXLE BEARING EXTENSIONS</b>	STANDARD	STANDARD	STANDARD	STANDARD	STANDARD	STANDARD
<b>ENTRY STEP</b>	ACCESSORY	ACCESSORY	ACCESSORY	ACCESSORY	ACCESSORY	ACCESSORY
<b>TIRES</b>	ARGO XT117 25X12-9	ARGO XT117 25X12-9	ARGO XT117 25X12-9	ARGO XT117 25X12-9	ARGO XT117 25X12-9	XT119 25X12-9
<b>WHEEL</b>	STEEL AIRLOCK	STEEL AIRLOCK	STEEL AIRLOCK	STEEL AIRLOCK	STEEL AIRLOCK	STEEL AIRLOCK
<b>GROUND CLEARANCE (TIRES)</b>	10 in (254 mm)	10 in (254 mm)	10 in (254 mm)	10 in (254 mm)	10 in (254 mm)	10 in (254 mm)
<b>GROUND CLEARANCE (TRACKS)</b>	11 in (279 mm)	11 in (279 mm)	11 in (279 mm)	11 in (279 mm)	11 in (279 mm)	11 in (279 mm)
<b>COLOR</b>	RED, ORANGE	RED, ORANGE	GREEN, BLACK, ORANGE	GREEN, BLACK, ORANGE	TRUETIMBER PRAIRIE CAMO	BLACK

**VISIT [ARGOXTV.COM](http://ARGOXTV.COM) FOR**



**CONQUEST**  
800|950 OUTFITTER 8X8



**CONQUEST**  
800|950 XT



**CONQUEST**  
800|950 XT-L



**CONQUEST**  
800|950 XT-X



**SPECS**

**CENTAUR**  
XT

KX 800   VX 950	KX 800   VX 950	KX 800   VX 950	KX 800   VX 950
V-TWIN	V-TWIN	V-TWIN	V-TWIN
EFI	EFI	EFI	EFI
LIQUID COOLED / FAN COOLED	LIQUID COOLED / FAN COOLED	LIQUID COOLED / FAN COOLED	LIQUID COOLED / FAN COOLED
60 AMPS / 50 AMPS	60 AMPS / 50 AMPS	60 AMPS / 50 AMPS	60 AMPS / 50 AMPS
8X8	8X8	8X8	8X8
HYDRAULIC	HYDRAULIC	HYDRAULIC	HYDRAULIC
HYDRAULIC	HYDRAULIC	HYDRAULIC	HYDRAULIC
STANDARD	STANDARD	STANDARD	STANDARD
ACCESSORY	ACCESSORY	ACCESSORY	ACCESSORY
ADMIRAL	ADMIRAL	ADMIRAL	ADMIRAL
STANDARD	STANDARD	STANDARD	STANDARD
STANDARD	STANDARD	STANDARD	STANDARD
STANDARD	STANDARD	STANDARD	STANDARD
4500 LB WINCH	4500 LB WINCH	4500 LB WINCH	4500 LB WINCH
STANDARD	ACCESSORY	ACCESSORY	ACCESSORY
N/A	N/A	N/A	N/A
STANDARD	STANDARD	STANDARD	STANDARD
N/A	ACCESSORY	STANDARD	STANDARD
N/A	N/A	N/A	N/A
N/A	ACCESSORY	STANDARD	STANDARD
N/A	ACCESSORY	STANDARD	STANDARD
N/A	ACCESSORY	ACCESSORY	STANDARD
1,170 lb (531 kg)	1,210 lb (549 kg)	1,048 lb (475 kg)	848 lb (385 kg)
470 lb (213 kg)	510 lb (231 kg)	NOT AMPHIBIOUS	NOT AMPHIBIOUS
2,000 lb (907 kg)	2,000 lb (907 kg)	2,000 lb (907 kg)	2,000 lb (907 kg)
6	2	2	2
2	2	N/A	N/A
8.5 gal (32 L)	8.5 gal (32 L)	8.5 gal (32 L)	8.5 gal (32 L)
12 mph (19 Km/h)   17 mph (27 Km/h)	12 mph (19 Km/h)   17 mph (27 Km/h)	12 mph (19 Km/h)   17 mph (27 Km/h)	12 mph (19 Km/h)   17 mph (27 Km/h)
N/A	N/A	N/A	N/A
1,930 lb (875 kg)	1,890 lb (857 kg)	2,052 lb (931 kg)	2,252 lb (1,021 kg)
125 in (3,175 mm)	125 in (3,175 mm)	125 in (3,175 mm)	125 in (3,175 mm)
65 in (1,651 mm)	65 in (1,651 mm)	65 in (1,651 mm)	65 in (1,651 mm)
53 in (1,346 mm)	49 in (1,245 mm)	80.5 in (2,045 mm)	80.5 in (2,045 mm)
N/A	N/A	N/A	N/A
DUAL REAR ENTRY STEPS	ACCESSORY	ACCESSORY	ACCESSORY
ARGO XT119 25X12-9	ARGO XT119 25X12-9	ARGO XT119 25X12-9	ARGO XT119 25X12-9
STEEL AIRLOCK	STEEL AIRLOCK	STEEL AIRLOCK	STEEL AIRLOCK
9 in (228 mm)	9 in (228 mm)	9 in (228 mm)	9 in (228 mm)
10 in (254 mm)	10 in (254 mm)	10 in (254 mm)	10 in (254 mm)
TRUETIMBER PRAIRIE CAMO	GREEN, INDUSTRIAL YELLOW	GREEN, INDUSTRIAL YELLOW	GREEN, INDUSTRIAL YELLOW

<b>ENGINE MAKE</b>	DOOSAN
<b>DISPLACEMENT</b>	1.8 L
<b>FUEL TYPE</b>	DIESEL
<b>CYLINDER</b>	3
<b>EMISSION STANDARDS</b>	EPA, STAGE 5/TIER 4 FINAL
<b>DOC</b>	DOC+DPF/DOC ONLY
<b>COOLING SYSTEM</b>	LIQUID
<b>HORSEPOWER - MAX</b>	55 HP (41 KW)
<b>TORQUE - MAX</b>	190 NM
<b>FUEL CONSUMPTION</b>	1.3 - 2.2 GPH (5-8 LPH)
<b>VOLTAGE</b>	12 V
<b>ALTERNATOR CAPACITY</b>	140 AMP
<b>STARTING</b>	ELECTRIC
<b>TRANSMISSION TYPE</b>	6-SPEED MANUAL
<b>FINAL DRIVE</b>	ENCLOSED CHAINS IN OIL BATH
<b>STEERING</b>	TWO LEVER HYDRAULIC SKID STEERING
<b>PAYLOAD</b>	2,645 LBS (1200 KG)
<b>PEOPLE CAPACITY</b>	UP TO 8
<b>MAX CLIMB/DESCEND GRADE</b>	35 DEGREES
<b>MAX SIDEHILL GRADE</b>	30 DEGREES
<b>OVERALL LENGTH</b>	157" (3,988 MM)
<b>OVERALL WIDTH</b>	101" (2,570 MM)
<b>OVERALL HEIGHT</b>	118" (2,846 MM)
<b>GROUND CLEARANCE</b>	26" (660 MM)
<b>WHEELBASE</b>	86" (2,200 MM)
<b>TOWING CAPACITY</b>	5,180 LBS (2,350 KG) FRONT/REAR
<b>TONGUE WEIGHT</b>	330 LBS (150 KG) FRONT/REAR
<b>DRY WEIGHT</b>	5,291 LBS (2,400 KG)
<b>FUEL TANK CAPACITY</b>	UP TO 86.2 GAL (326.6 L)
<b>SPEED - LAND</b>	25 MPH (40 KM/H)
<b>SPEED - WATER</b>	4 MPH (6 KM/H)
<b>SUSPENSION</b>	ADJUSTABLE PNEUMATIC CIRCULATING TIRES
<b>BRAKES</b>	HYDRAULIC DUAL CALIPER/DUAL DISC
<b>TIRE SIZE</b>	71X23-25 (TUBELESS, ULTRA-LOW PRESSURE)
<b>WHEELS</b>	STEEL BEADLOCK
<b>GROUND PRESSURE</b>	0.9 - 2.1 PSI (0.07 - 0.15 KG/CM2)
<b>PRESSURE CONTROL</b>	ADJUSTABLE BY EXHAUST GAS
<b>ROPS (CERTIFICATION)</b>	FULL ROPS (ISO 3471)
<b>FRONT SEATS - 2 FRONT FACING</b>	STANDARD WITH 3 POINT SEATBELTS
<b>INSTRUMENTATION CONTROL</b>	MULTIFUNCTIONAL DIGITAL DISPLAY
<b>HITCH</b>	2" RECEIVER - FRONT AND REAR
<b>COLOR</b>	BLACK

# THE FULL MODEL SPECS

**ENDORSED BY  
MOTHER NATURE.**



**PERSONALIZE YOUR MACHINE.  
VISIT [ARGOxtv.COM/ACCESSORIES](https://www.argoxtv.com/accessories)**



**GO**  
ANYWHERE™

[ARGOxtv.COM](https://www.argoxtv.com)

Some vehicle applications shown are for demonstration purposes, originating from third parties and not available from ARGO. In all cases vehicle load limits have been considered. Never overload your ARGO vehicle. Always remain seated while in your ARGO vehicle. ARGO vehicles can be hazardous to operate. Improper use can cause severe injury or death. Riders must wear an approved helmet, eye protection, protective clothing and, when operating in water, always wear a properly-fitted personal flotation device. Use handholds and stay completely inside the vehicle. Each rider must read and understand the operator's manual before riding. Follow all instructions and warnings. Avoid abrupt maneuvers, paved surfaces, hard acceleration when turning, and side hilling; slow down before entering a turn. Never engage in stunt driving. Avoid excessive speeds and be particularly careful on difficult terrain. Never carry a passenger on a single-rider ATV. XR AND XRT ATV models are for users over 16 years old only. XC 90 youth model is only for kids 12 and up. Never operate on public roads. ARGO vehicles are designated for off-highway use only — collisions with cars and trucks can occur. Never drive or ride under the influence of alcohol or drugs. Do not shoot from or lean firearms or bows against ARGO vehicles. ARGO recommends that all riders take an approved ATV or UTV training course. When equipped with tracks, Conquest Pro-Series models are not fully amphibious, however water crossing is possible with a fording depth of 26" (660 mm). For safety or training information in the U.S., call the ATV Safety Institute at (800) 887-2887. In Canada, please contact the Canada Safety Council at (613) 739-1535 or see your dealer. Along with concerned conservationists everywhere, ARGO urges you to respect public and private lands. Ride only on designated areas or trails. Preserve your future riding opportunities by showing respect for the environment, local laws and the rights of others when riding. All materials and specifications are subject to change without notice. All specifications, claims and information contained within are based on current knowledge and readily available as printed material as of July 31, 2022. ARGO, Frontier, Aurora, Conquest, Xplorer, Magnum, XTV, and AirLock are trademarks of Ontario Drive and Gear Limited.

**PART#: 095-0018** Printed in Canada 07/2022