STRAUTMANN



Multi-purpose forage wagon

Magnon *CFS*



The new one in the premium segment
– The Magnon *CFS*

Large-scale superstructure
with swivelling front panel for high transport capacity

Powerful integral rotor
with welded-on tine plates for optimum protection of fodder and maximum cutting quality



Exact cutting
by means of the 48-knife Exact-Cut cutting unit

Efficient charging
by means of the unique CFS unit

Minimum wear
and optimum adaptation to ground due to the innovative Flex-Load pick-up with plastic tines

Technical modifications reserved

Technical modifications reserved

Magnon *CFS*

With the Magnon*CFS*, Strautmann is presenting a new series in the segment of professional silage wagons with a large number of new features. A completely new pick-up concept, the newly developed „Exact-Cut" cutting unit and the hydraulically swivelling front panel enable top harvesting performance.

- Loading capacity of 42 – 52 m³
- Flex-Load pick-up
- CFS unit
- Integral rotor



Contents

Pick-up	4–5
CFS system	6–7
Cutting unit	8–9
Superstructure & floor	10–11
Efficient discharge	12–13
Optional extras	14–15
Safety & comfort	16–17
Operation	18
Technical data	19

Unique
– The Flex-Load pick-up



2.25 m in width

Flexible charging – Saving time and effort

The unique Flex-Load pick-up is the result of decades of experience in the field of silage wagons. Due to the innovative plastic tines, an unprecedented resistance to wear is achieved. The flexible tines are hard enough to perfectly pick up the material from the swathe, but also flexible enough to adapt to the ground, thus minimising wear and saving costs and effort.



Wide pick-up

- Pick-up width of 2.25 m
- Flat standing pick-up for optimum adaptation to ground
- Camless with only a few movable parts for minimum wear
- Road travel possible without folding of guide wheels
- Homogeneous fodder intake due to double roller crop guard



Flexible plastic tines

- Special PUR composition
- 6 helically arranged segmented tine rows
- Tines are elastic horizontally and stiff in the vertical direction, in order to ensure a secure pick-up
- Ideal adaptation to ground
- Penetration into the ground is prevented, thus avoiding contamination of fodder
- Minimum wear and hardly any tine breakage
- Change of tines within one minute with only one tool required
-

Your advantages

+ Less breakage of tines
+ Minimised tine wear
+ Change of tines in less than one minute
+ Ideal adaptation to ground
+ Optimum protection of soil
+ Less contamination of fodder

Technical modifications reserved

The CFS system with integral rotor
– For optimum material flow



The Magnon^{CFS} is the new Strautmann premium forage wagon series and presents itself with a revised conveying unit. The new Flex-Load pick-up excels by a picking-up width of 2.25 m and optimum interaction with the proven integral rotor. The integral rotor reliably conveys even large swathes through the cutting unit into the cargo space. Of course, you can rely on the usual advantages such as homogeneous load exerted on the components, optimum cutting quality and smooth operation of the Strautmann CFS conveying unit.

The proven Continuous Flow System (CFS)

Optimum filling degree over the entire width

- Reduced power requirement due to higher positioned rotor and thus shortened conveyor duct
- The material is conveyed into the cargo space over its entire width
- Maximum and homogeneous filling degree = more weight per m³
- Quicker charging with less power required

CFS- roller: Dispersal and acceleration of material

- The CFS roller disperses the loaded material by means of the special welded-on layer
- Thus, the loaded material is homogeneously conveyed to the rotor over the entire width
- Acceleration of material ensures homogeneous flow of material without any hesitation
- Always homogeneous delivery of loaded material from pick-up to rotor
- No fodder piling up



The integral rotor

New integral rotor

- Overall rotor width of 2.10 m
- Conveying width of 1.75 m with 8 helical tine rows
- Wide swathes are compactly conveyed to the conveyor duct

Robust integral augers

- 17.5 cm wide integral elements on both sides
- 6 mm thick auger windings to bring the material reliably together
- Auger windings end on the conveying tines to ensure optimum cutting quality even in the edge areas

Perfectly adapted to exact cutting

- Strippers and tines are arranged at a large angle to each other
- Careful handling of fodder and saving of energy
- Welded-on tine plates ensure permanent precise cut
- Special armouring on top of the tine plates as anti-wear protection

Rotor drive

- Rotor drive via oil-bath gearbox and planetary set integrated in the rotor
- Reduction of speed only shortly in front of rotor
  → Reduced torque load in the power train



Technical modifications reserved

Technical modifications reserved

Consistently outstanding cutting quality

– The Exact-Cut cutting unit



Exact-Cut cutting unit

- Standard equipment with 48 knives with two blades each for double the service life
- Theoretical cutting length of 35 mm
- Almost maintenance-free design reduces maintenance costs
- Central knife-locking mechanism enables quick knife change
- Automatic wayback ensures high driving comfort and consistent cutting quality

Knife change made easy







Change of knives

- Knife bar can be hydraulically swivelled in and out from the outside
- Knife change without use of tools
- Enclosed extraction lever for easy and quick removal:
  - Lever is inserted in the knife protection system
  - With light pressure to the front, the knife slips off the locking shaft

Technical modifications reserved

Knife protection system with a spot-on triggering function

The new knife protection system in Strautmann forage wagons is equipped with a spot-on triggering function and is particularly low-maintenance. The knife is completely retracted from the conveyor duct in case of contact with a foreign object, thus minimising damage to the knife blades.



Knives in conveyor duct

- Knife protection system fallen under dead point
- Knives are held in the duct



In case of contact with a foreign object

- Rubber dampers are compressed
- Knife protection system reaches dead point
- Spring for the wayback mechanism is tensioned



Actuate protection system

- Knife protection system has passed dead point
- Knife retracts completely
- Spring for the wayback mechanism is tensioned at its maximum
- A signal in the driver's cabin indicates the actuated protection system

Automatic wayback

When the counter-force of the foreign object decreases or does no longer exist, the spring automatically retracts the knife into the conveyor duct

Technical modifications reserved

Robust and intelligent design
– Superstructure & floor



Solid all-steel superstructure
- Continuous side panels with reinforced side posts provide stability
- Suitable for combined use



Easy access
- Practical, head-high entrance door
- Convenient access to the cargo space
- Safe entry thanks to non-slip steps

Hydraulically swivelled front panel
- During charging the wagon, swivelled into the cargo space for optimum compression of material
- When the cargo space is completely filled up to the rear, the front panel automatically swivels to the front
- 5 m³ of additional loading capacity are provided





Technical modifications reserved



Optimum filling degree
- Load-protection bars prevent the fodder from overflowing
- Standard automatic charging system by means of sensing band in the front panel
- Optimal filling by setting the degree of projection
- Deflected feelers start the transport floor



Galvanised steel floor
- In combination with low-wear plate-link chains
- Transport floor chains welded with robust square pipes
- Safe and fast transport of material
- Drive via two-sided feed gearing with powerful oil motors
- The bottom plates are protected by means of screwed wearing rails



Practical maize plate
- Closure of conveyor duct for use as a multi-purpose wagon
- Prevents the loaded material from falling into the rotor duct
- Can be easily and quickly mounted

Technical modifications reserved

Efficient discharge

– With or without dosing unit

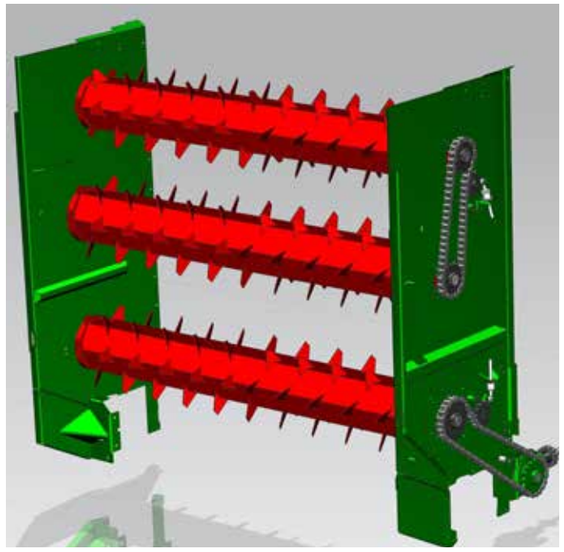

Effective beaters
- For even fodder discharge on the silo
  → Easy compression for a safe ensiling process and perfect fodder quality
- Dosing unit with 3 standard beaters
- Equipped with aggressive ripping tines

Robust drive
- Driven by large-sized roller chains
- Safety switch-off at the bottom beater



Solid tailgate
- With mechanical locking mechanism for safe transport
- Wide opening enables quick discharge
- On wagons without dosing unit:
  - With integrated pressure switch for the level indicator
- On wagons with dosing unit:
  - When the wagon is full, the bottom beater evades to the rear, thus stopping the transport floor feed via a sensor





Optimally equipped
– Safe on all tracks and roads





Folding mesh cover
- Optional extra
- Cover for silage transport without any losses
- Hydraulic actuation via ISOBUS control
- Central overlapping ensures complete covering





Camera systems
- Rear-view camera and/or cargo space camera available
- Rear-view camera provides additional safety during road travel
- Easier manoeuvring
- Cargo space camera improves the filling degree of the wagon due to optimum overview of available loading capacities

Technical modifications reserved



LED rear lights
- Particularly bright and easily visible rear lights
- More safety in road traffic – even at night
- Additional side-marker lights increase own visibility in the dark



LED light strips
- Lighting for the cargo area
- Standard equipment
- Enable an excellent view into the cargo space even in the dark



LED work lights
- 2 standard work lights at the rear
  → For optimum visibility to the rear
- 2 work lights behind the conveying unit are optionally available
  → Optimum illumination of the area next to the machine or of the cutting unit when changing knives

Technical modifications reserved

Safety & comfort
– On the field and on the road

Different chassis options
ensure optimum driving comfort and safety at any time:



Hydraulic tandem chassis
- Standard equipment on Magnon 430/470
- For an admissible axle load of 20 t
- Improved driving comfort at high speeds
- Even load distribution onto all wheels
- Optional suspension for perfect driving characte-ristics



Hydraulic tridem chassis
- Standard equipment on Magnon 530
- For an admissible axle load of 30 t
- Improved driving comfort at high speeds
- Even load distribution onto all wheels
- Optional suspension for perfect driving characte-ristics



Passive steering axle
- Standard equipment on tandem chassis
- Excessive friction of the wheels on the ground is prevented
- Protection of sward and low tyre wear
- Automatic locking of passive steering during reverse travel
- Very easy to manoeuvre due to a steering angle of 18°



See the Magnon CFS in action:

Just scan the QR code or
visit the Strautmann YouTube Channel.



Mechanical forced steering axle
- Optional equipment on tandem chassis
- Standard equipment on tridem chassis
- Active steering also during reverse travel

Electronic forced steering axle
- Optional equipment on tandem and tridem chassis
- The SES system („Strautmann Electronic Steering“) provides a high degree of driving sta-bility
- Adjustment of steering angle to the speed
- Excellent manoeuvrability of the Magnon CFS



Easily aim high
- Standard hydraulic folding drawbar for bottom linkage
- With double-acting cylinders
- For comfortable and easy travelling over the silo
- Standard hydraulic drawbar suspension
- Up to a tongue load of 4 t
- Short propeller shaft due to intermediate bearing on the drawbar
  → Long service life and smooth running

ISOBUS control

The Strautmann ISOBUS control helps you to have all machine functions under control at any time. The particularly intuitive operator panel of the software is divided into charge and discharge mode and road travel mode. The keys of the right-handed control terminal „Smart 570“ are arranged ergonomically and ensure comfortable and safe operation of the machine functions. Settings can be simultaneously and easily made via the 5.7“ touch surface.

STRAUTMANN „SMART 570“



- Standard equipment
- 5.7“ coloured screen
- Optimum control of the charging and discharging process and safe road travel
- Numerous automatic functions such as e.g. automatic front panel, automatic pick-up etc. ensuring intuitive and comfortable machine operation

Keypad for ISOBUS operation

- External operation for articulated drawbar and cutting unit
- Convenient handling for maintenance work such as Knife change
- As standard

ISOBUS-TERMINALS



Exemplary illustration of Fendt terminal

Due to the compatibility of the Strautmann ISOBUS control (ISOBUS AEF certification), most varied terminals can be used for the Strautmann forage wagons. Thus, depending on the tractor type, all machine functions can be operated via the tractor joystick.

Technical modifications reserved

Technical data

	Magnon CFS 430 without DO / with DO with 710/50 R 26.5 tyres	**Magnon CFS 470** without DO / with DO with 710/50 R 26.5 tyres	**Magnon CFS 530** without DO / with DO with 710/50 R 26.5 tyres
Dimensions			
Height (without extension 90 mm) [m]	3,90	3,90	3,90
Length [m]	9,90	10,53	11,78
Outside wheel width [m]	2,81	2,81	2,81
Cargo space dimensions			
Height [m]	2,08	2,08	2,08
Width [m]	2,40	2,40	2,40
Length [m]	7,17	7,80	9,05
Dead weight			
Dead weight, standard equipment [kg]	11.100	11.700	13.600
Gross vehicle weight rating			
Gross vehicle weight rating [kg]	24.000	24.000	34.000
Admissible tongue load	4.000	4.000	4.000
Axle load	20.000	20.000	30.000
Power required			
Power required from [kW/HP]	140/190	154/210	176/240
Loading capacity, medium compression			
Loading capacity, medium compression [m3]	78 / 74	86/ 82	97 / 93
Loading capacity according to DIN 11741			
Loading capacity according to DIN 11741 [m3]	42 / 40	46 / 44	52 / 50
Additional data			
Conveying unit type	Rotor	Rotor	Rotor
Number of knives [pcs.]	48	48	48
Picking-up width of pick-up [m]	2,25	2,25	2,25
Theoretical cutting length [mm]	35	35	35

Figures, technical data and weights may change due to technical development and are not binding for delivery.









www.strautmann.com

B. Strautmann & Söhne GmbH u. Co. KG

Bielefelder Straße 53
D-49196 Bad Laer
Tel.: +49(0)5424/802-0
Fax: +49(0)5424/802-76
info@strautmann.com
www.strautmann.com

98050396/03.2022